

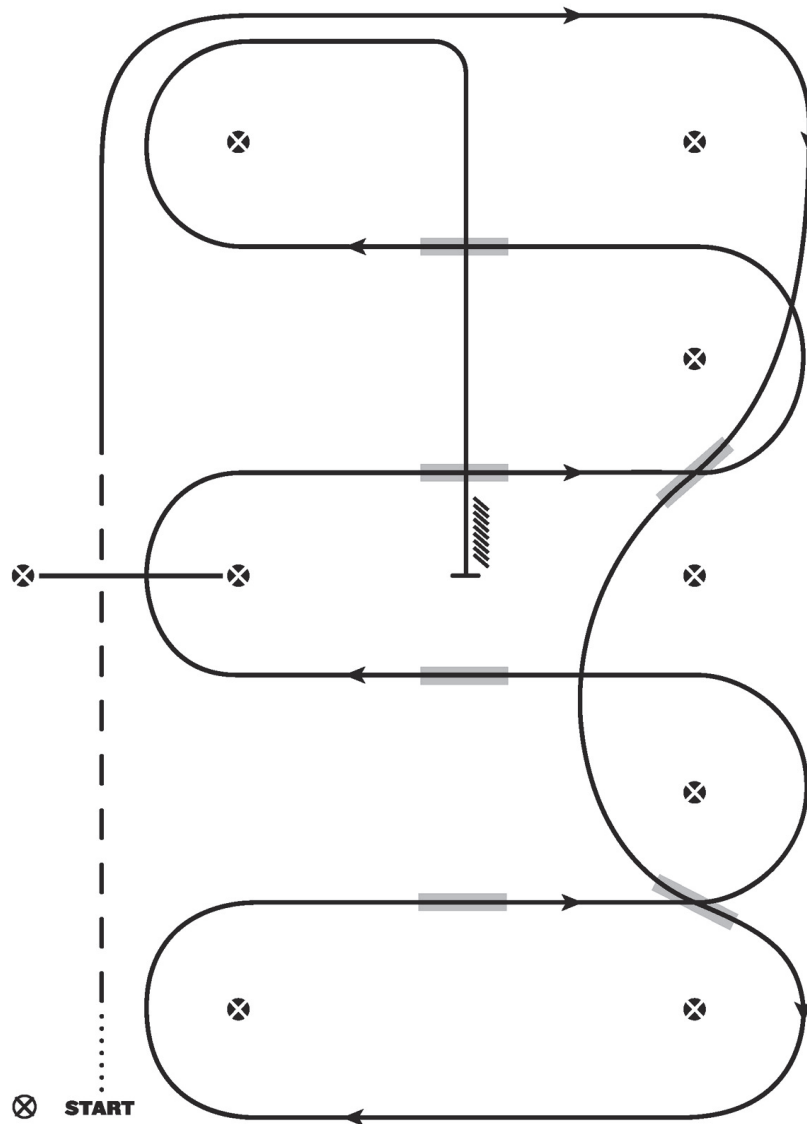
R AND J ARENA QUARTER HORSE SHOW

13 - 14 - 16

Western Riding (LEVEL 1)

Show Date: 04/24-25/2025

LEVEL I WESTERN RIDING PATTERN 6



1. Walk at least 15 feet from start cone to the first marker, transition to jog, jog over log.
2. Transition to the lope right lead & lope around end
3. First line change
4. Second line change, lope around the end of arena
5. First crossing change
6. Second crossing change
7. Lope over log
8. Third crossing change
9. Fourth crossing change
10. Lope up the center, stop & back

Revised 06-07-2021

[WR/GP-6]

Pattern Provided by:

JILL and MURRAY GRIGGS

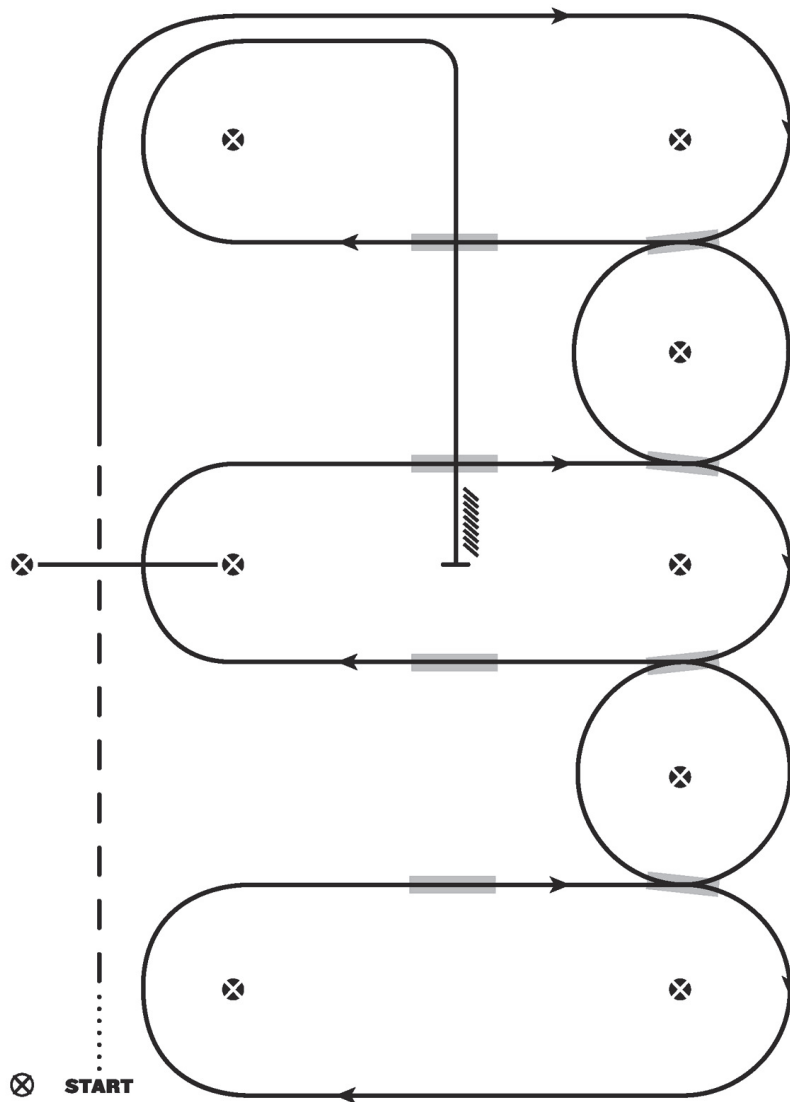
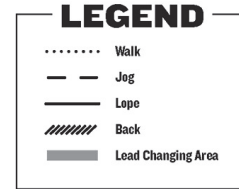
R AND J ARENA QUARTER HORSE SHOW

15 - 17

Western Riding (ALL)

Show Date: 04/24-25/2025

WESTERN RIDING - PATTERN 6



1. Walk at least 15 feet from start cone to the first marker, transition to jog, jog over log
2. Transition to the lope right lead & lope around end
3. First line change
4. Second line change
5. Third line change
6. Fourth line change lope around the end of arena
7. First crossing change
8. Second crossing change
9. Lope over log
10. Third crossing change
11. Fourth crossing change
12. Lope up the center, stop & back

Revised 06-07-2021

[WR/OP-6]

Pattern Provided by:

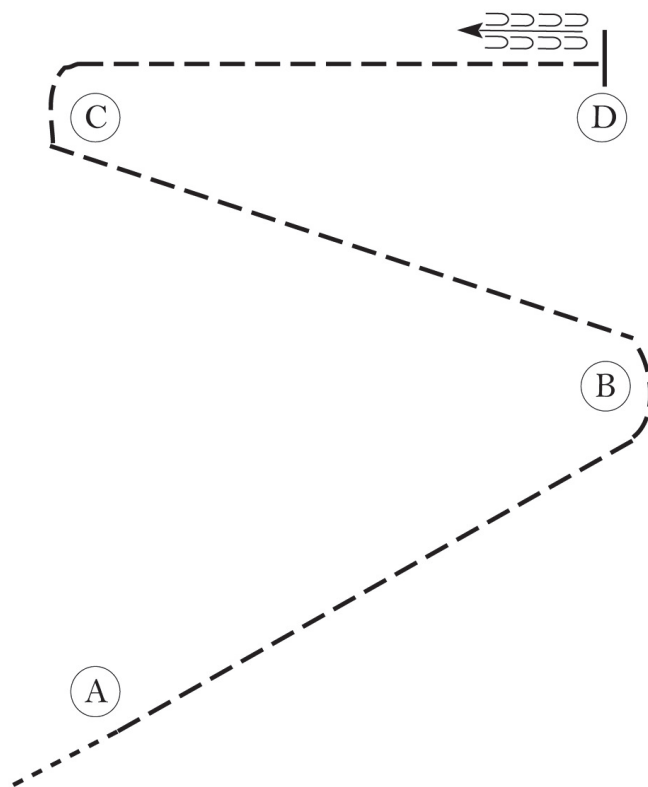
MIAMI and MURRAY GRIGGS

R AND J ARENA QUARTER HORSE SHOW

31 - 32

Hunt Seat Equitation (WALK TROT)

Show Date: 04/24-25/2025



Be ready before A.

1. Walk to A.
2. Trot on the left diagonal from A to B, then change diagonals.
3. Trot on the right diagonal from B to C.
4. Sitting trot from C to D.
5. Stop at D and back approximately one horse length.

Walk to exit or follow instructions of your ring steward.

Walk	-----
Trot	-----
Extended Trot	-----
Canter	-----
Leg Yield	
Lead Change	
Back	←←←←←
Marker	⊙
Sidepass	←-----→
Hand Gallop	-----

[HSE/WT-33]

Pattern Provided by:

JILL and MURRAY GRIGGS

R AND J ARENA QUARTER HORSE SHOW

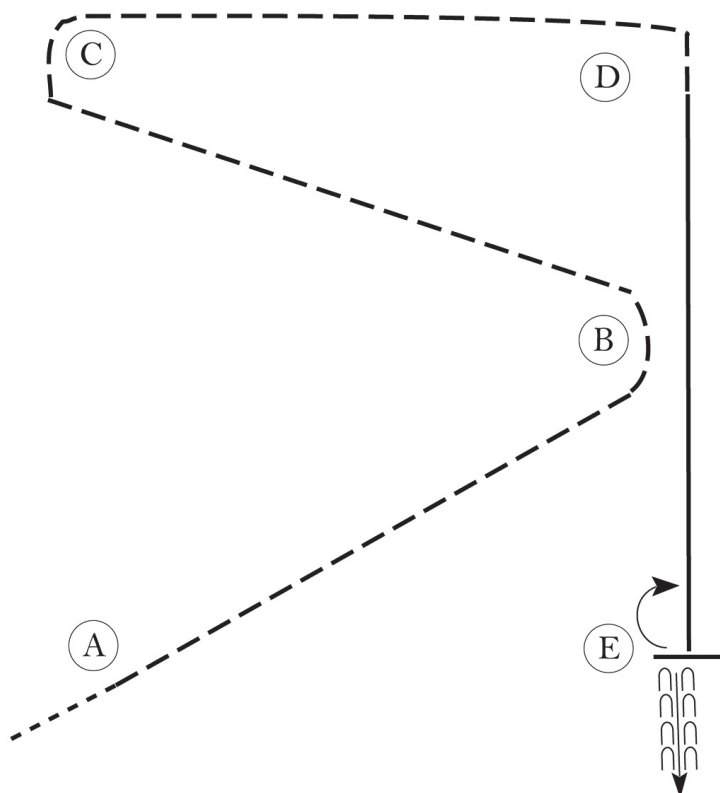
33 - 34 - 35 - 36 - 37 - 38 - 39

Hunt Seat Equitation (ALL)

Show Date: 04/24-25/2025

Be ready before A.

1. Walk to A.
 2. Trot on the left diagonal from A half way to B, then change diagonals.
 3. Trot on the right diagonal around B and half way to C, then change diagonals.
 4. Continue left diagonal to C.
 5. Sitting trot from C to D.
 6. Canter on the right lead from D to E.
 7. Stop at E. Turn 180 degrees to the right on the forehand.
 8. Back approximately one horse length.
- Walk to exit or follow instructions of your ring steward.



Walk	-----
Trot	- - - - -
Extended Trot	=====
Canter	
Leg Yield	
Lead Change	
Back	←←←←←
Marker	(B)
Sidepass	←-----→
Hand Gallop	=====

[HSE/2-33]

Pattern Provided by:

JILL and MURRAY GRIGGS

R AND J ARENA QUARTER HORSE SHOW

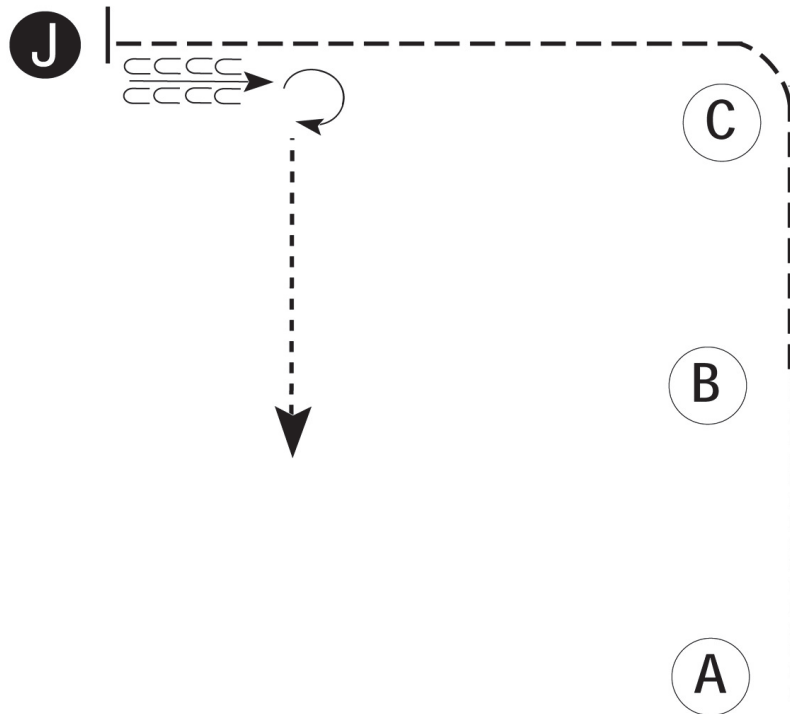
80 - 81 - 82 - 83 - 84 - 85 - 86 - 87

Showmanship (ALL)

Show Date: 04/24-25/2025

www.HorseShowPatterns.com

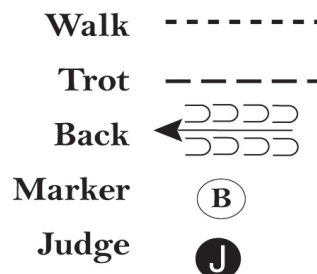
www.HorseShowPatterns.com



Be ready at A.

1. Walk to B.
2. Trot to and around C to judge.
3. Stop and set up for inspection.
4. When dismissed back approximately one horse length.
5. Perform a 270 degree turn and walk straight away.

Follow the instructions of your ring steward.



[S/1-39]

Pattern Provided by:

ILLI and MURRAY GRIGGS



R AND J ARENA QUARTER HORSE SHOW

102 - 104 - 105 Western Horsemanship (WALK TROT)

Show Date: 04/24-25/2025

Be ready at A.

1. Jog from A to B.
2. Extend the jog in a half circle.
3. Continue the extended jog on a straight line until even with A.
4. Jog a half circle then a straight line to B.
5. Stop, back one horse length and perform a 90 degree turn to the right.
6. Pattern is complete. Exit at the walk.

Walk	-----
Jog	- - - - -
Extended Jog	— — —
Lope	
Lead Change	
Back	
Marker	(B)

[WH/WT-109]

Pattern Provided by:

JILL and MURRAY GRIGGS

R AND J ARENA QUARTER HORSE SHOW




106 - 107 - 108 - 109

Western Horsemanship (ROOKIE AND LEVEL 1)

Show Date: 04/24-25/2025

Be ready at A.

1. Jog from A to B.
2. Extend the jog in a half circle.
3. Lope on the left lead until even with A.
4. Jog to B.
5. Stop, back one horse length and perform a 90 degree turn to the right.
6. Pattern is complete. Exit at the walk.

Walk	-----
Jog	- - - - -
Extended Jog	— — —
Lope	
Lead Change	
Back	
Marker	

[WH/1-109]

Pattern Provided by:

JILL and MURRAY GRIGGS

R AND J ARENA QUARTER HORSE SHOW

110 - 111 - 112

Western Horsemanship (YOUTH AND AMATEUR)

Show Date: 04/24-25/2025

Be ready at A.

1. Jog from A to B.
2. Extend the jog in a half circle.
3. Lope on the right lead until even with A.
4. Perform a simple lead change.
5. Lope on the left lead until even with A.
6. Extend the jog to B.
7. Stop, back one horse length and perform a 450 degree turn to the right.
8. Pattern is complete. Exit at the walk.

Walk	-----
Jog	- - - - -
Extended Jog	— — —
Lope	
Lead Change	
Back	
Marker	(B)

[WH/3-109]

Pattern Provided by:

JILL and MURRAY GRIGGS

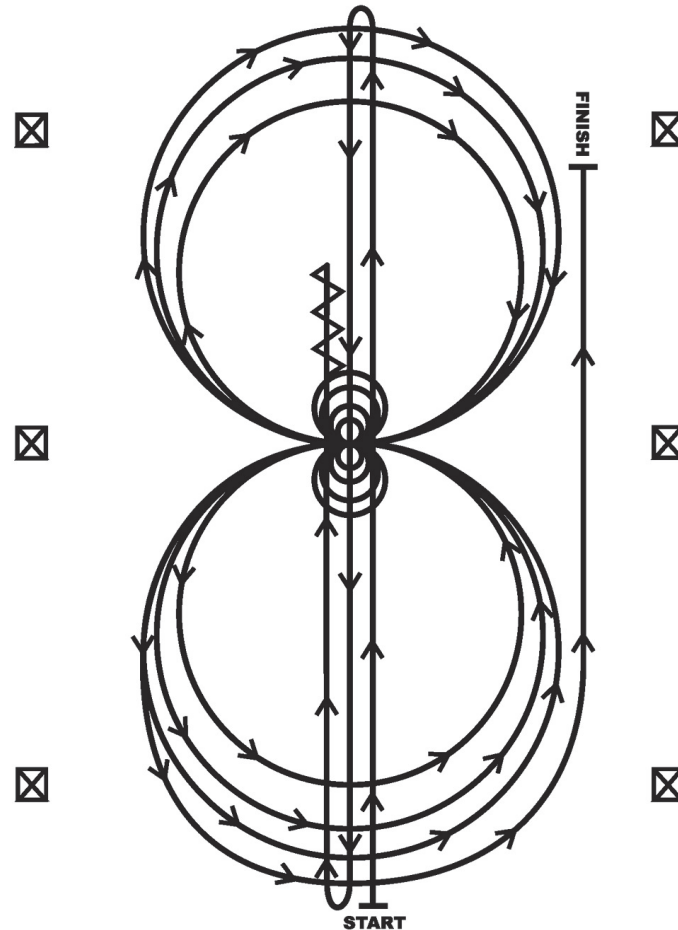
R AND J ARENA QUARTER HORSE SHOW

113 - 114 - 115 - 116

Reining (ALL)

Show Date: 04/24-25/2025

REINING PATTERN I



1. Run at speed to the far end of the arena past the endmarker and do a left rollback—no hesitation.
2. Run to the opposite end of the arena past the end marker and do a right rollback—no hesitation.
3. Run past the center marker and do a sliding stop. Back up to center of the arena or at least ten feet (three meters). Hesitate.
4. Complete four spins to the right. Hesitate.
5. Complete four and one-quarter spins to the left so that horse is facing left wall or fence. Hesitate.
6. Beginning on the left lead, complete three circles to the left: the first circle large and fast; the second circle small and slow; the third circle large and fast. Change leads at the center of the arena.
7. Complete three circles to the right: the first circle large and fast; the second circle small and slow; the third circle large and fast. Change leads at the center of the arena.
8. Begin a large circle to the left but do not close this circle. Run straight up the right side of the arena past the center marker and do a sliding stop at least twenty feet (six meters) from wall or fence. Hesitate to demonstrate the completion of the pattern.

[R/AQHAP-1]

Pattern Provided by:

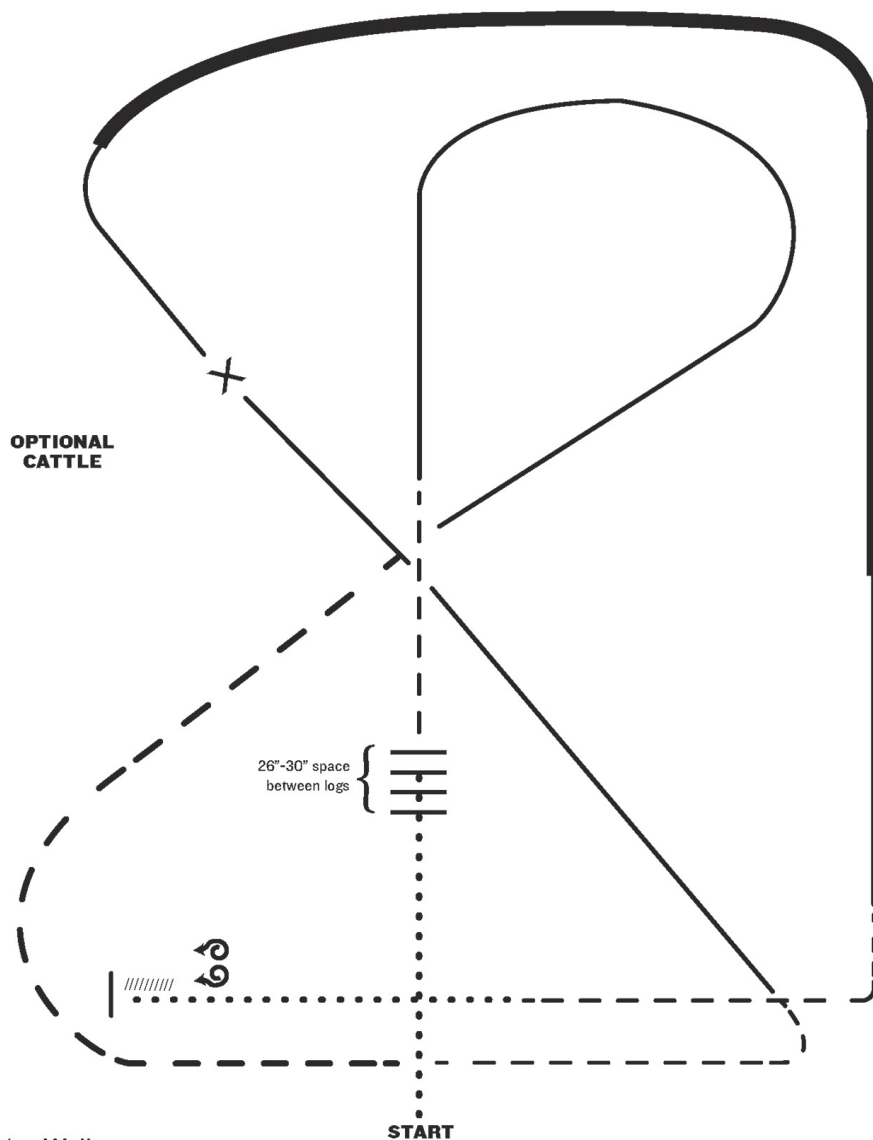
JILL and MURRAY GRIGGS

R AND J ARENA QUARTER HORSE SHOW

117 - 118 - 119 - 120

Ranch Riding (ALL)

Show Date: 04/24-25/2025



1. Walk
2. Walk over logs
3. Trot
4. Lope right lead
5. Extended trot
6. Trot
7. Lope left lead
8. Change leads (simple or flying)
9. Right lead, extended lope
10. Collect Lope
11. Trot
12. Walk
13. Stop and back
14. 360 degree turn each direction (either direction 1st) (L-R or R-L)

Note: The drawn description of this pattern is only intended for the general depiction of the pattern. Exhibitors should utilize the arena space to best exhibit their horses.

[RR/AQHA-5]

Pattern Provided by:

JILL and MURRAY GRIGGS