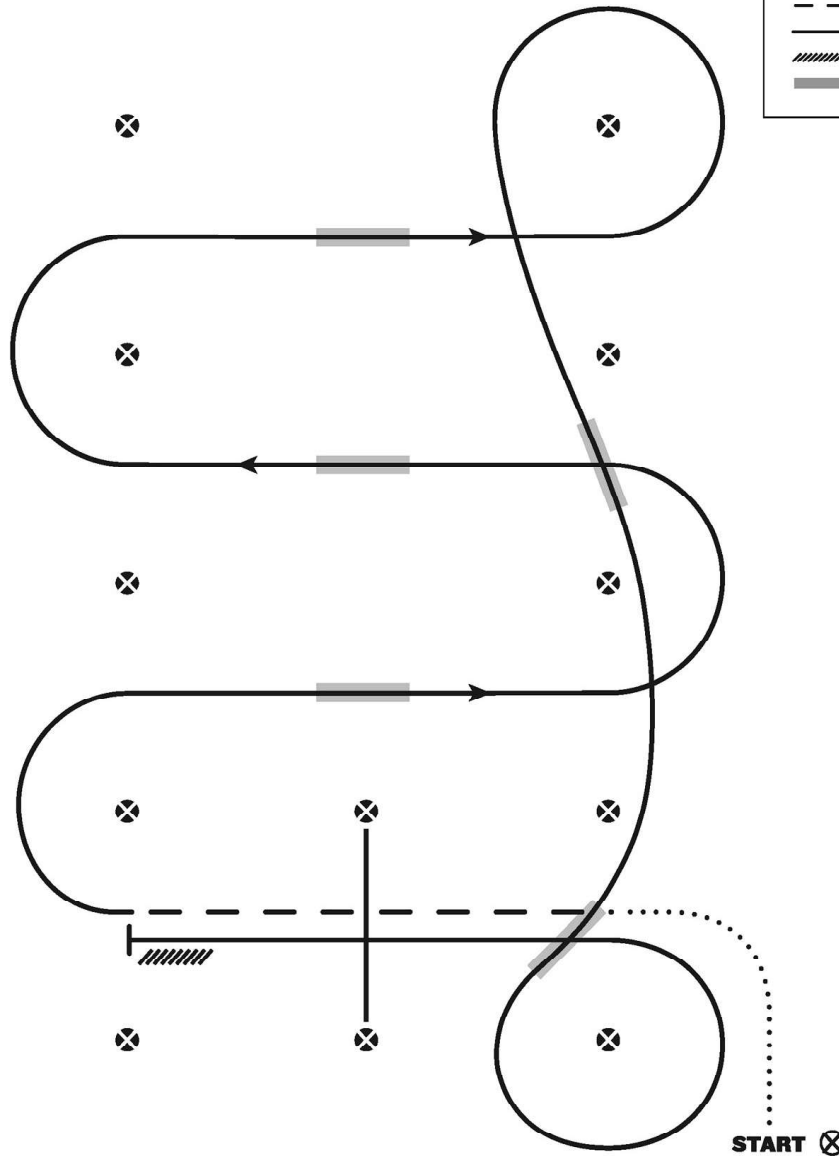
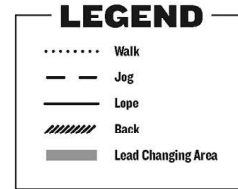


Show Date: May 31 - June 1, 2025

## LEVEL 1 WESTERN RIDING PATTERN 7



1. Walk at least 15 feet from start cone to the first marker, as drawn, transition to jog, jog over log.
2. Transition to the lope right lead
3. First crossing change
4. Second crossing change
5. Third crossing change
6. Circle & first line change
7. Second line change & circle
8. Lope over log
9. Stop & back

Revised 06-07-2021

**[WR/GP-7]**

### Pattern Provided by:

# Judges

# R & J Arena Quarter Horse Show

## Western Riding (Open & Amateur)

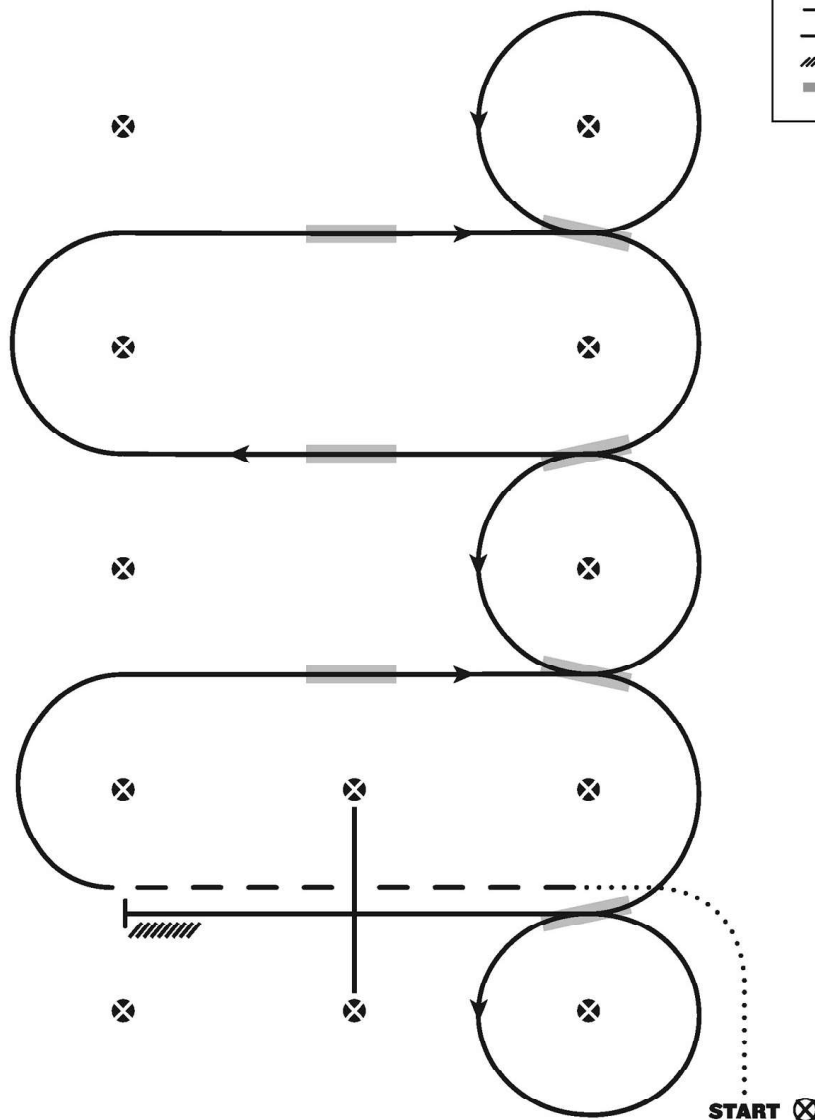
15 - 17

Show Date: May 31 - June 1, 2025

### WESTERN RIDING - PATTERN 7

#### LEGEND

- ..... Walk
- - - - - Jog
- Lope
- /////// Back
- Lead Changing Area



- I. Walk at least 15 feet from start cone to the first marker, as drawn, transition to jog, jog over log.
2. Transition to the lope right lead
3. First crossing change
4. Second crossing change
5. Third crossing change
6. Circle & first line change
7. Second line change
8. Third line change
9. Fourth line change & circle
10. Lope over log
- II. Lope, stop & back

Revised 06-07-2021

[WR/OP-7]

Pattern Provided by:

*Judges*

# R & J Arena Quarter Horse Show

## Hunt Seat Equitation (All Walk Trot)

31 - 32

Show Date: May 31 - June 1, 2025

(B)

(A)

Be ready at A. NOT BEING READY AT A WILL BE CONSIDERED LATE AND A MINUS MANEUVER.

1. Walk two horse lengths from A then trot on the right diagonal.
2. Change diagonals.
3. Trot left diagonal in half circle.
4. Sitting trot until even with B.
5. Stop and perform a 3/4 turn on the forehand left.
6. Walk FORWARD two horse lengths.
7. Halt and back approximately 5 steps.

Walk	-----
Trot	- - - - -
Extended Trot	— — — — —
Canter	—————
Leg Yield	
Lead Change	↖ ↗
Back	← ← ← ← ←
Marker	(B)
Sidepass	← — — — — →
Hand Gallop	—————

[HSE/WT-117]

Pattern Provided by:

*Judges*

# R & J Arena Quarter Horse Show

## Hunt Seat Equitation (Rookie & L1 Youth & Amateur)

33 - 34 - 35 - 36

Show Date: May 31 - June 1, 2025

(B)

(A)

Be ready at A. NOT BEING READY AT A WILL BE CONSIDERED LATE AND A MINUS MANEUVER.

1. Walk two horse lengths from A then trot on the right diagonal.
2. Left lead canter.
3. Perform a simple lead change.
4. Right lead in a half circle.
5. Sitting trot 3-4 strides.
6. Walk.
7. Stop and perform a 3/4 turn on the forehand left.
8. Canter right lead until even with A.
9. Halt and back approximately 5 steps.

Walk	-----
Trot	- - - - -
Extended Trot	— — — —
Canter	—————
Leg Yield	
Lead Change	— / —
Back	← ← ← ← ←
Marker	(B)
Sidepass	← — — — →
Hand Gallop	—————

[HSE/1-117]

Pattern Provided by:

*Judges*

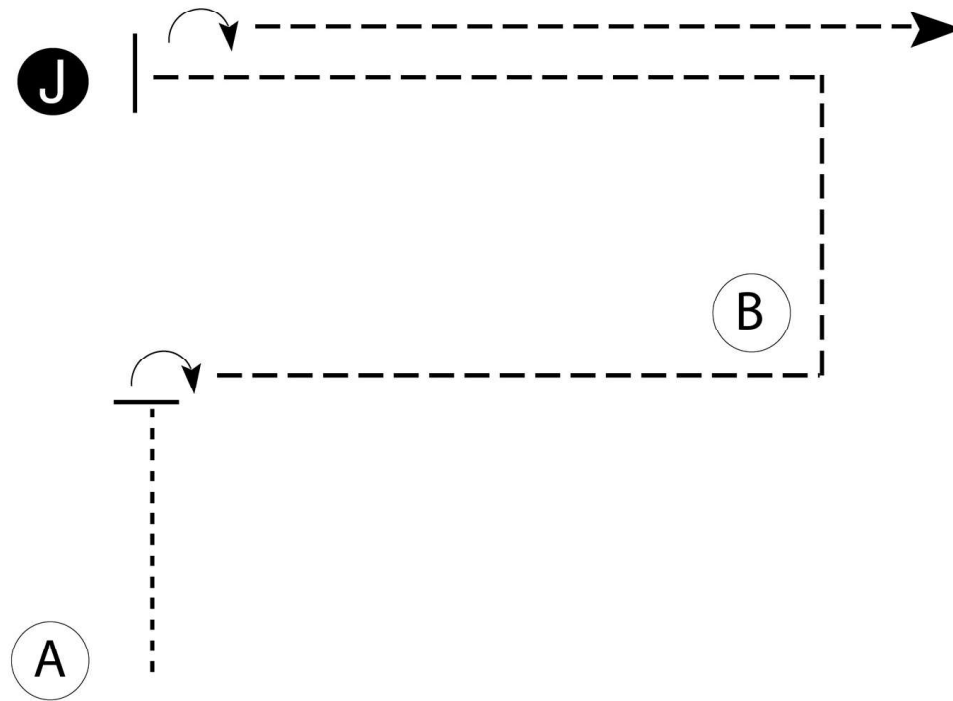


# R & J Arena Quarter Horse Show

## Showmanship (Small Fry )

80


Show Date: May 31 - June 1, 2025



Be ready at A.

1. Walk half the distance to the judge.
2. Perform a 1/4 turn.
3. Trot to and around B and toward Judge as shown.
4. Stop and set up for inspection.
5. When dismissed, perform a 1/2 turn and trot straight away.

Follow the instructions of your ring steward.

Walk -----  
Trot -----  
Back ←   
Marker (B)  
Judge (J)

[S/WT-81]

Pattern Provided by:

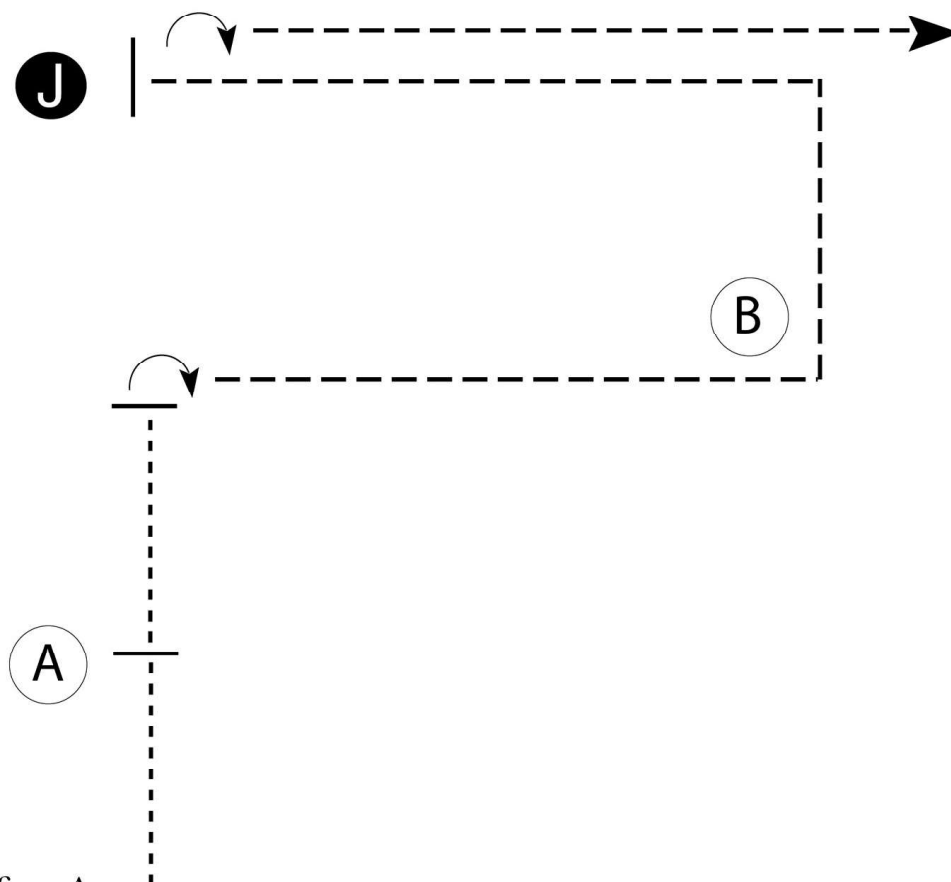
*Judges*

# R & J Arena Quarter Horse Show

## Showmanship (Rookie & L1 Youth & Amateur)

81 - 82 - 83 - 84


Show Date: May 31 - June 1, 2025



Be ready before A.

1. Walk to A. Stop and set up. Present your horse to the Judge. Walk half the distance to the judge.
2. Perform a 1/4 turn.
3. Trot to B. Trot two square corners and continue to trot to Judge.
4. Stop and set up for inspection.
5. When dismissed, perform a 1/2 turn and trot straight away.

Follow the instructions of your ring steward.

Walk -----  
Trot -----  
Back ←   
Marker (B)  
Judge (J)

[S/1-81]

Pattern Provided by:

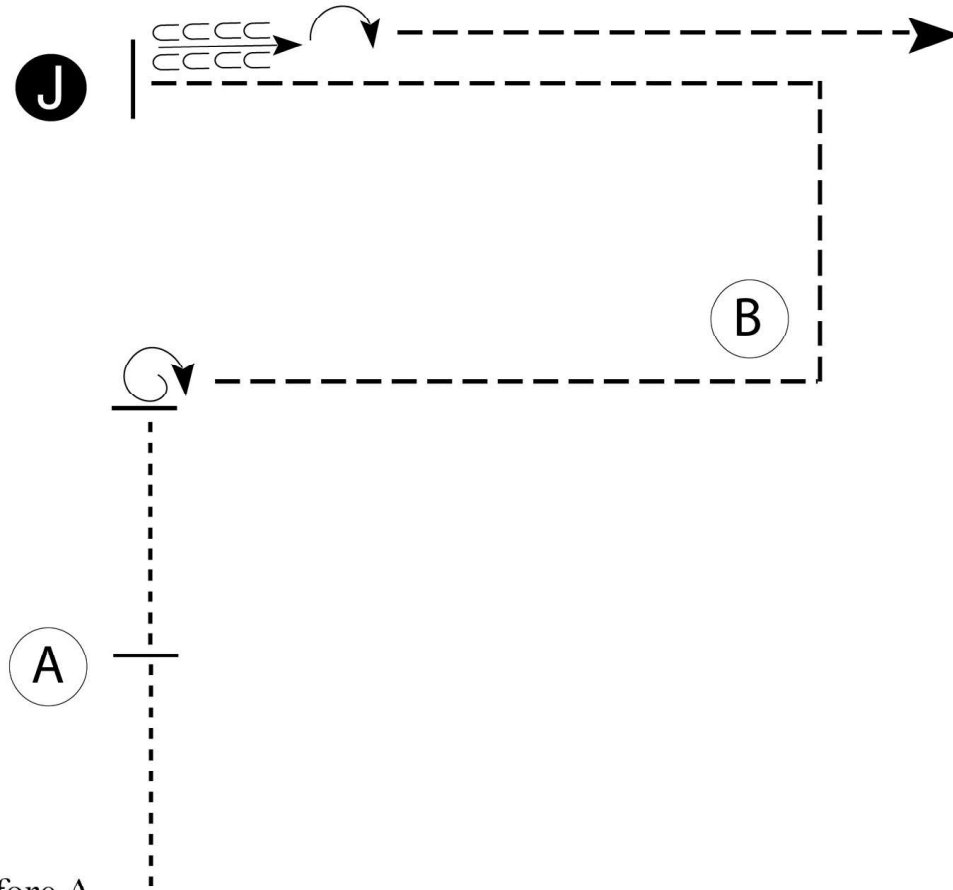
*Judges*

# R & J Arena Quarter Horse Show

## Showmanship (Youth, Ama Select)

**85 - 86 - 87**


Show Date: May 31 - June 1, 2025



Be ready before A.

1. Walk to A. Stop and set up. Present your horse to the Judge. Walk half the distance to the judge.
2. Perform a  $1\frac{1}{4}$  turn.
3. Trot to B. Trot two square corners and continue to trot to Judge.
4. Stop and set up for inspection.
5. When dismissed, back approximately one horse length.
6. Perform a  $\frac{1}{2}$  turn and trot straight away.

Follow the instructions of your ring steward.

**Walk**      - - - - -  
**Trot**      - - - - -  
**Back**      ←   
**Marker**      (B)  
**Judge**      (J)

**[S/2-81]**

### Pattern Provided by:

## Judges



# R & J Arena Quarter Horse Show

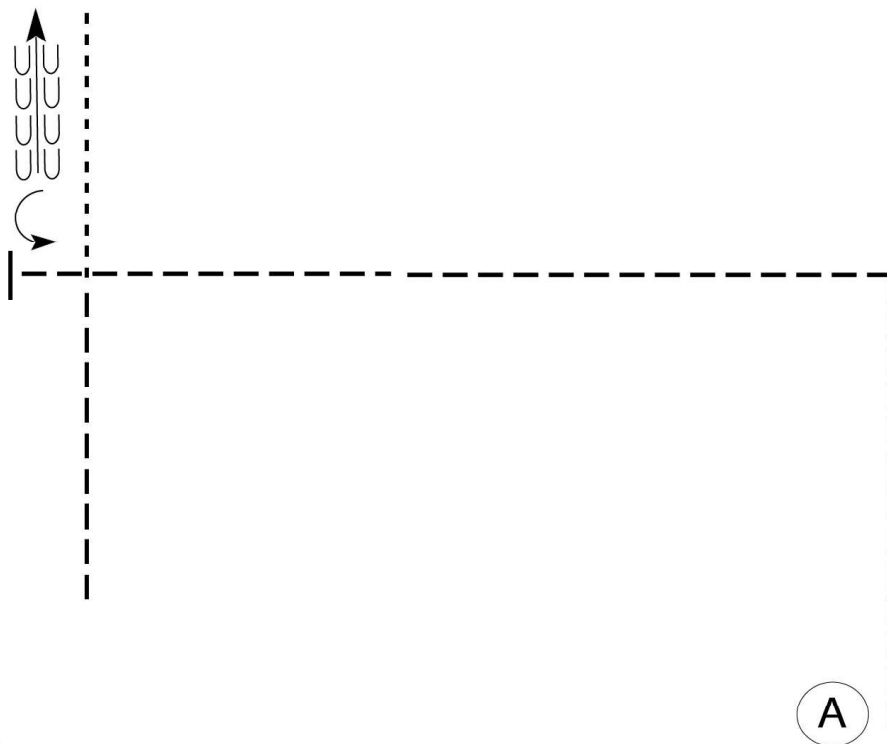
## Horsemanship (Small Fry & Walk Trot)

102 - 104 - 105

Show Date: May 31 - June 1, 2025



www.HorseShowPatterns.com

www.HorseShowPatterns.com



Be ready at A.

1. Perform a jog from A and a square corner toward center of pattern.
2. Continue the jog in a straight line.
3. Stop and perform a 1/4 turn to the left.
4. Back approximately one horse length
5. Walk until you cross your line.
6. Exit arena at a jog.

Walk	-----
Jog	- - - - -
Extended Jog	- - - - -
Lope	
Lead Change	
Back	
Marker	(B)

[WH/WT-104]

Pattern Provided by:

*Judaes*

# R & J Arena Quarter Horse Show

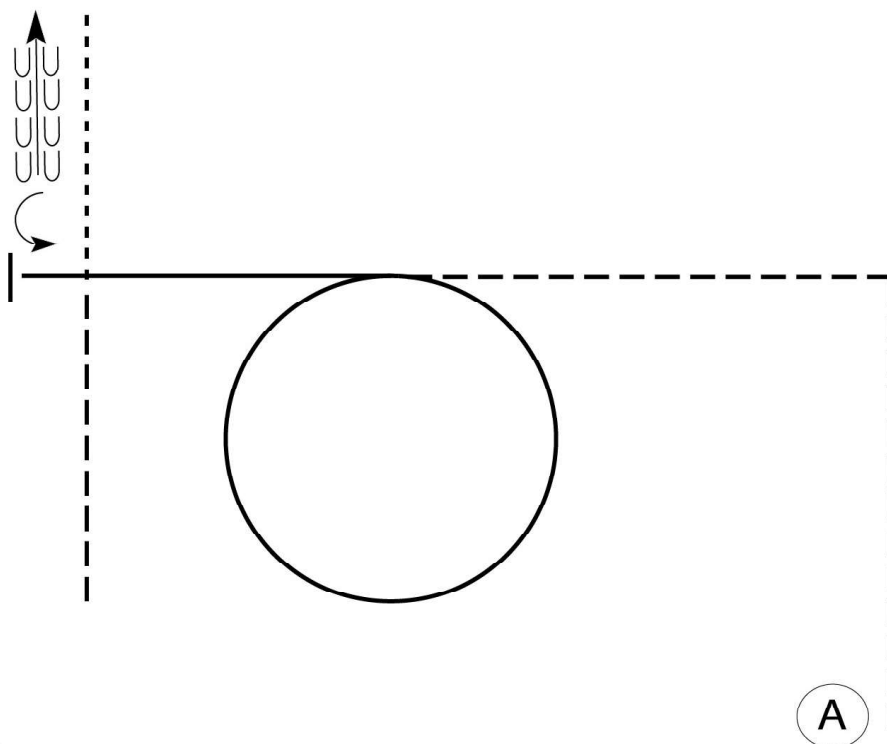
## Horsemanship (Rookie & L1 Youth & Amateur)

106 - 107 - 108 - 109

Show Date: May 31 - June 1, 2025

www.HorseShowPatterns.com

www.HorseShowPatterns.com



Be ready at A.

1. Perform a jog from A and a square corner toward center of pattern.
2. Lope a left lead circle.
3. Close the circle and continue loping on the left lead in a straight line.
4. Stop and perform a 1/4 turn to the left.
5. Back approximately one horse length.
6. Walk until you cross your line.
7. Exit arena at a jog.

Walk	-----
Jog	- - - - -
Extended Jog	— — —
Lope	—————
Lead Change	
Back	
Marker	ⓑ

[WH/1-104]

Pattern Provided by:

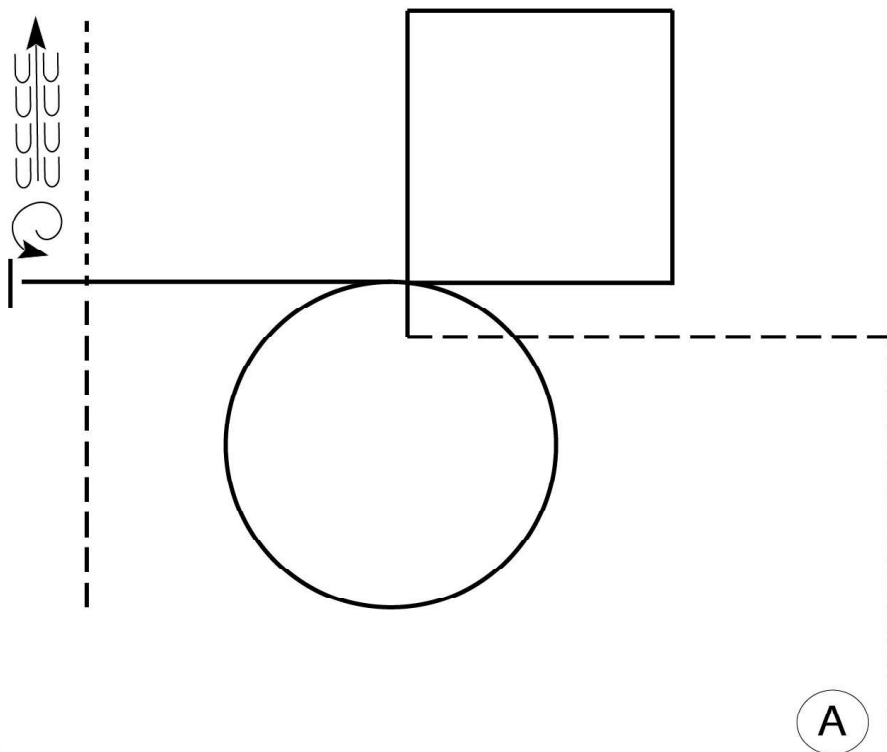
*Judges*

# R & J Arena Quarter Horse Show

## Horsemanship (Youth, Ama Select)

110 - 111 - 112

Show Date: May 31 - June 1, 2025



Be ready at A.

1. Perform a jog from A and a square corner toward center of pattern.
2. Make a square corner right at center.
3. Lope a right lead square.
4. Change leads at center and lope a left lead circle.
5. Close the circle and continue loping on the left lead in a straight line.
6. Stop and perform a 1 1/4 turn to the left.
7. Back 5 steps.
8. Walk until you cross your line.
9. Exit arena at a jog.

Walk	-----
Jog	- - - - -
Extended Jog	— — —
Lope	—————
Lead Change	
Back	
Marker	

[WH/2-104]

Pattern Provided by:

*Judges*

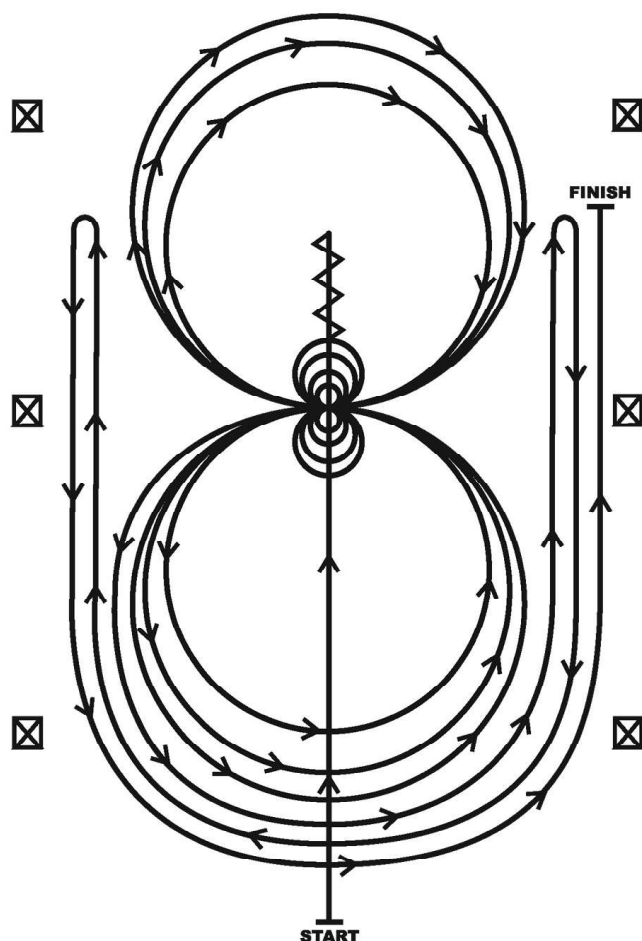
# R & J Arena Quarter Horse Show

## Reining (All Classes)

113 - 114 - 115 - 116

Show Date: May 31 - June 1, 2025

### REINING PATTERN 12



1. Run past the center marker and do a sliding stop. Back up to the center of the arena or at least 10 feet (3 meters). Hesitate.
2. Complete four spins to the right. Hesitate.
3. Complete four and one-quarter spins to the left so that the horse is facing the left wall or fence. Hesitate.
4. Beginning on the left lead, complete three circles to the left: the first two circles large and fast; the third circle small and slow. Change leads at the center of the arena.
5. Complete three circles to the right: the first two circles large and fast; the third circle small and slow. Change leads at the center for the arena.
6. Begin a large circle to the left but do not close this circle. Run up the right side of the arena past the center marker and do a right rollback at least 20 feet (6 meters) from the wall or fence-no hesitation.
7. Continue back around previous circle but do not close this circle. Run up the left side of the arena and past the center marker and do a left rollback at least 20 feet (6 meters) from the wall or fence-no hesitation.
8. Continue back around previous circle but do not close this circle. Run up the right side of the arena past the center marker and do a sliding stop at least 20 feet (6 meters) from the wall or fence. Hesitate to demonstrate completion of pattern.

[R/AQHAP-12]

Pattern Provided by:

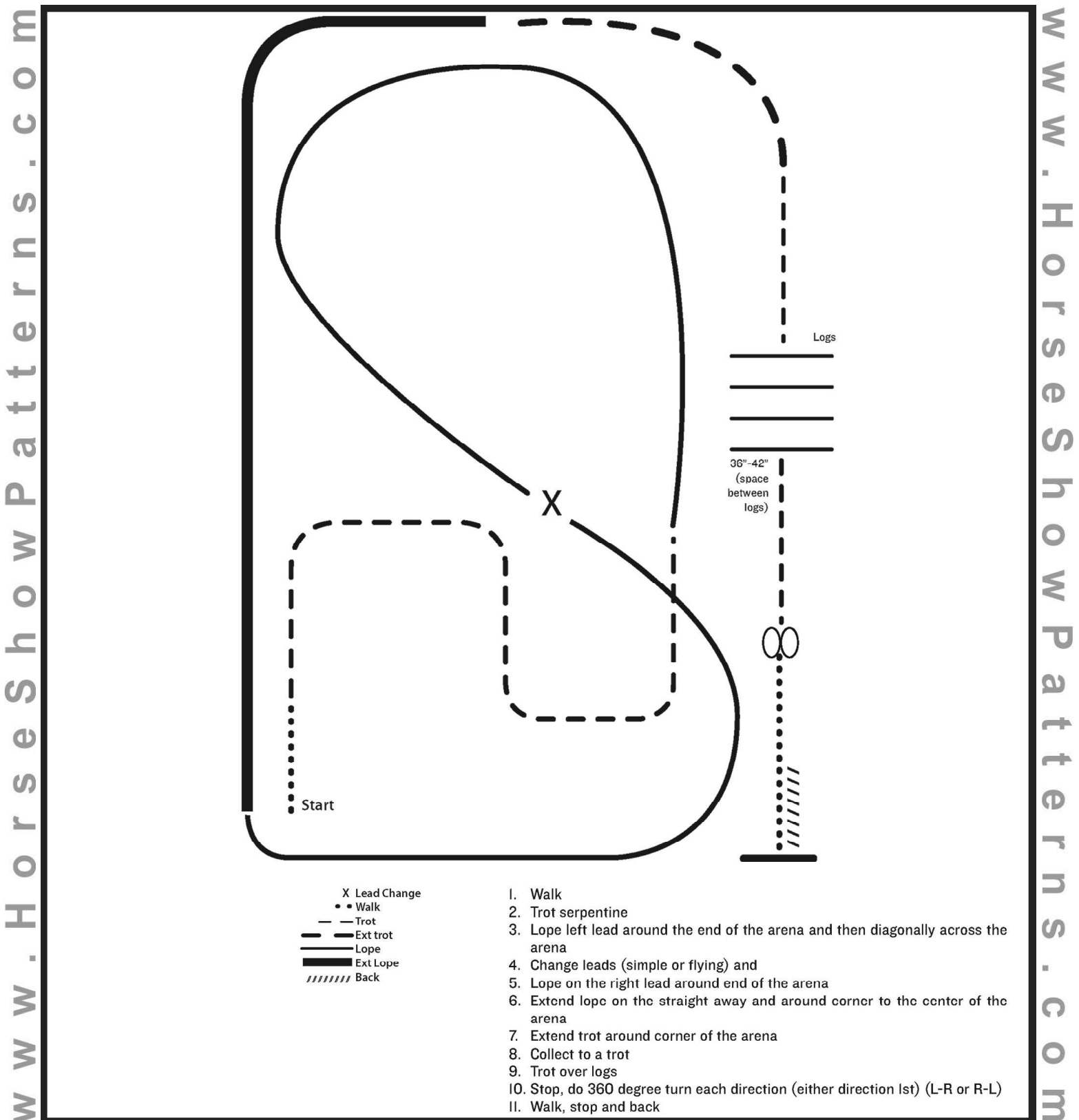
*Judges*

# R & J Arena Quarter Horse Show

## Ranch Riding (All Classes)

117 - 118 - 119 - 120

Show Date: May 31 - June 1, 2025



- X Lead Change
- • • Walk
- — — Trot
- - - Ext trot
- — — Lope
- — — Ext Lope
- ////// Back

- I. Walk
2. Trot serpentine
3. Lope left lead around the end of the arena and then diagonally across the arena
4. Change leads (simple or flying) and
5. Lope on the right lead around end of the arena
6. Extend lope on the straight away and around corner to the center of the arena
7. Extend trot around corner of the arena
8. Collect to a trot
9. Trot over logs
10. Stop, do 360 degree turn each direction (either direction 1st) (L-R or R-L)
- II. Walk, stop and back

[RR/AQHA-3]

Pattern Provided by:

*Judges*