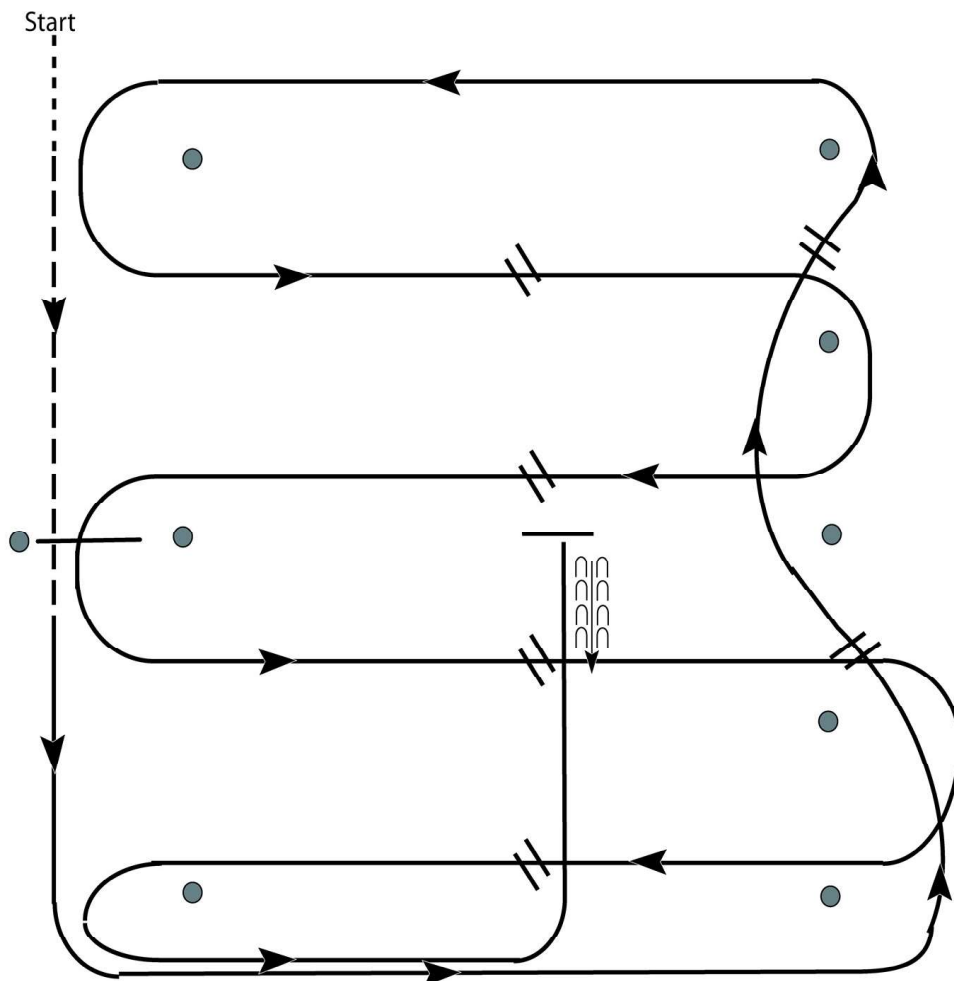


R&J Arena Quarter Horse Shows

Level 1 Western Riding (All Level 1)

13 - 14 - 16

Show Date: April 26-27, 2025



1. Walk at least 15' & jog over log.
2. Transition to left lead and lope around end.
3. First line change.
4. Second line change. Lope around end of arena
5. First crossing change.
6. Second crossing change.
7. Lope over log.
8. Third crossing change.
9. Fourth crossing change.
10. Lope up the center, stop and back.

[WR/GP-1]

Pattern Provided by:

The Judges

www.HorseShowPatterns.com

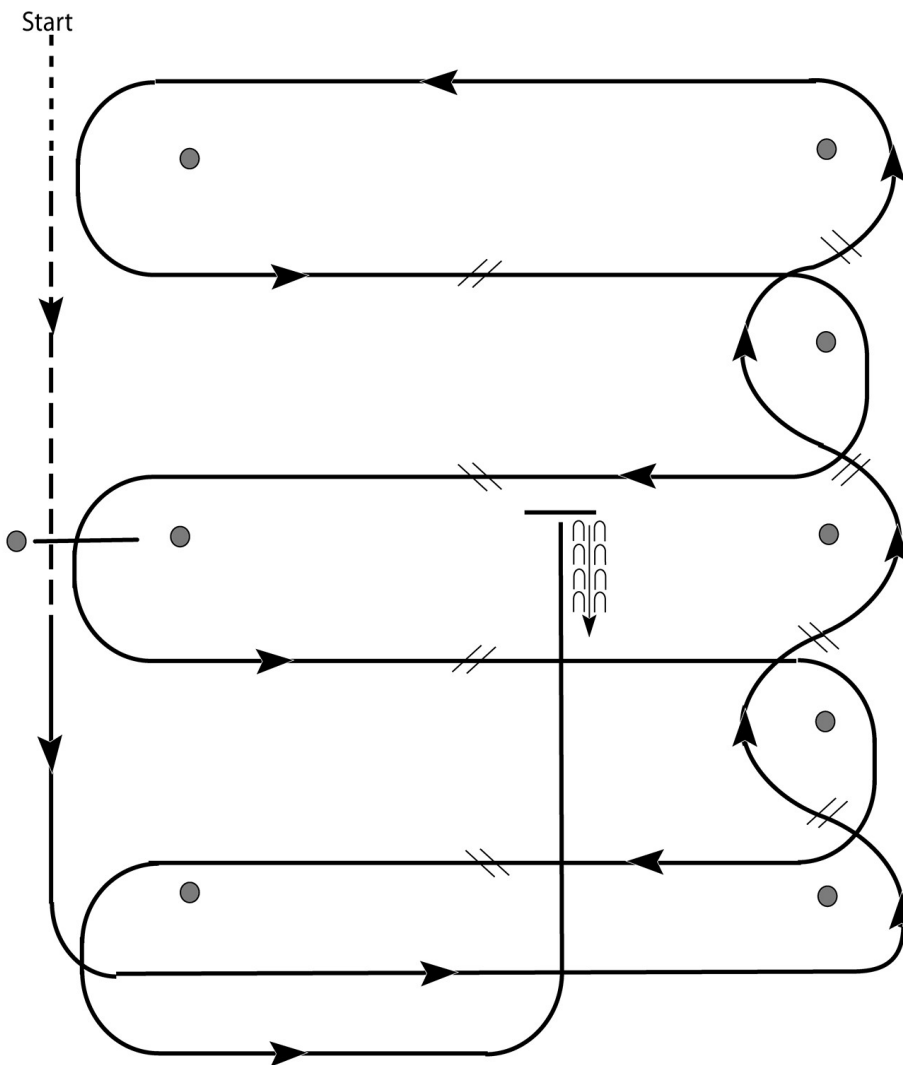
www.HorseShowPatterns.com

R&J Arena Quarter Horse Shows

Western Riding (All Youth, Amateur and Open)

15 - 17

Show Date: April 26-27, 2025



1. Walk and jog over log.
2. Transition to lope and lope around end.
3. First line change.
4. Second line change.
5. Third line change.
6. Fourth line change and lope around the end of the arena.
7. First crossing change.
8. Second crossing change.
9. Lope over log.
10. Third crossing change.
11. Fourth crossing change.
12. Lope up the center, stop and back.

[WR/OP-1]

Pattern Provided by:

The Judaes

www.HorseShowPatterns.com

www.HorseShowPatterns.com

R&J Arena Quarter Horse Shows

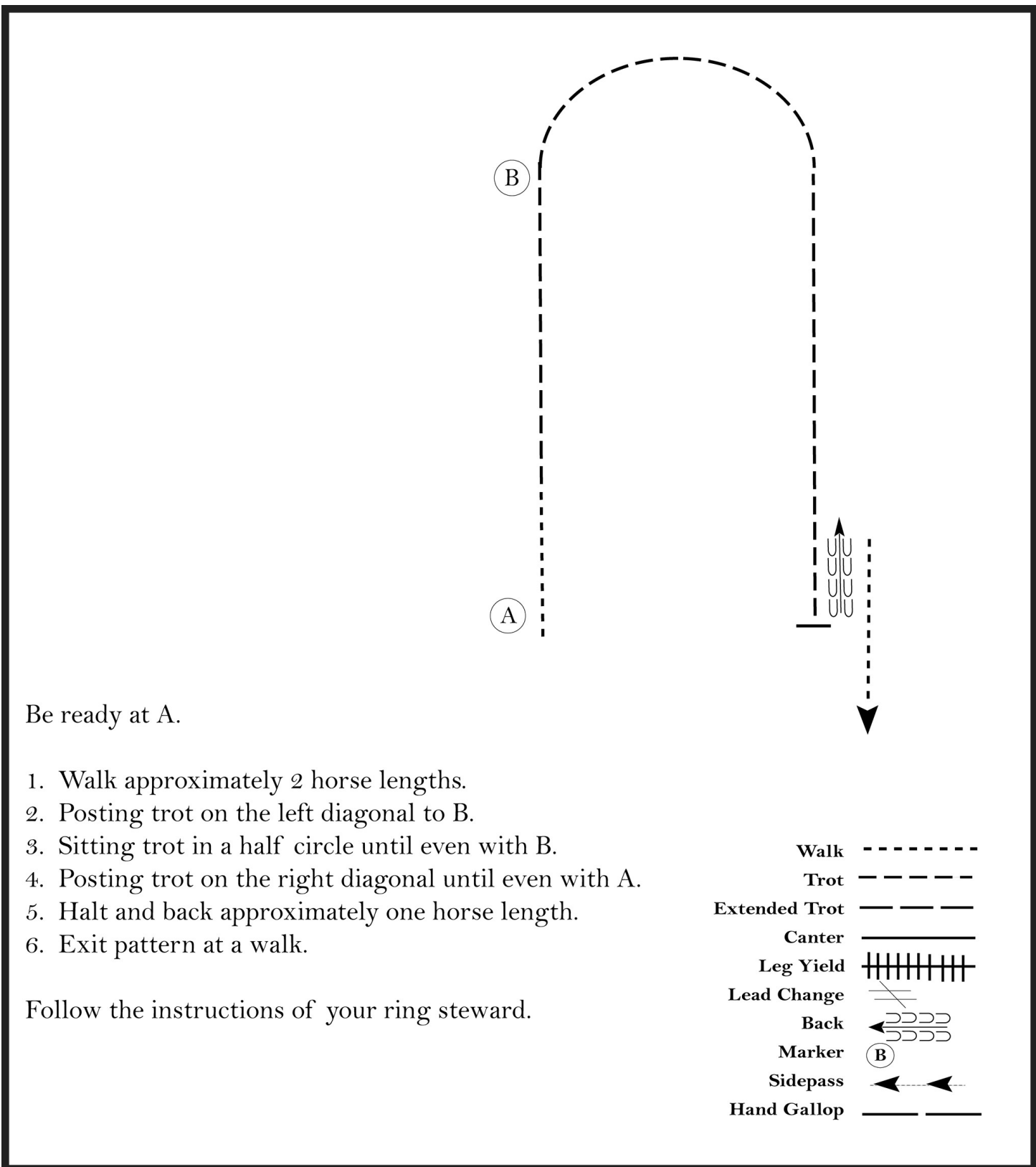
31 - 32

Hunt Seat Equitation (All W/T)

Show Date: April 26-27, 2025

w w w . H o r s e S h o w P a t t e r n s . c o m

w w w . H o r s e S h o w P a t t e r n s . c o m



Be ready at A.

1. Walk approximately 2 horse lengths.
2. Posting trot on the left diagonal to B.
3. Sitting trot in a half circle until even with B.
4. Posting trot on the right diagonal until even with A.
5. Halt and back approximately one horse length.
6. Exit pattern at a walk.

Follow the instructions of your ring steward.

- Walk (dotted line)
- Trot - - - - - (dashed line)
- Extended Trot - - - - - (long dashed line)
- Canter _____ (solid line)
- Leg Yield ||||| (vertical lines)
- Lead Change / (diagonal lines)
- Back ←←← (curved arrows pointing left)
- Marker (B) (circle with B)
- Sidepass ← - - - ← (dashed line with arrow)
- Hand Gallop _____ (long solid line)

[HSE/WT-56]

Pattern Provided by:

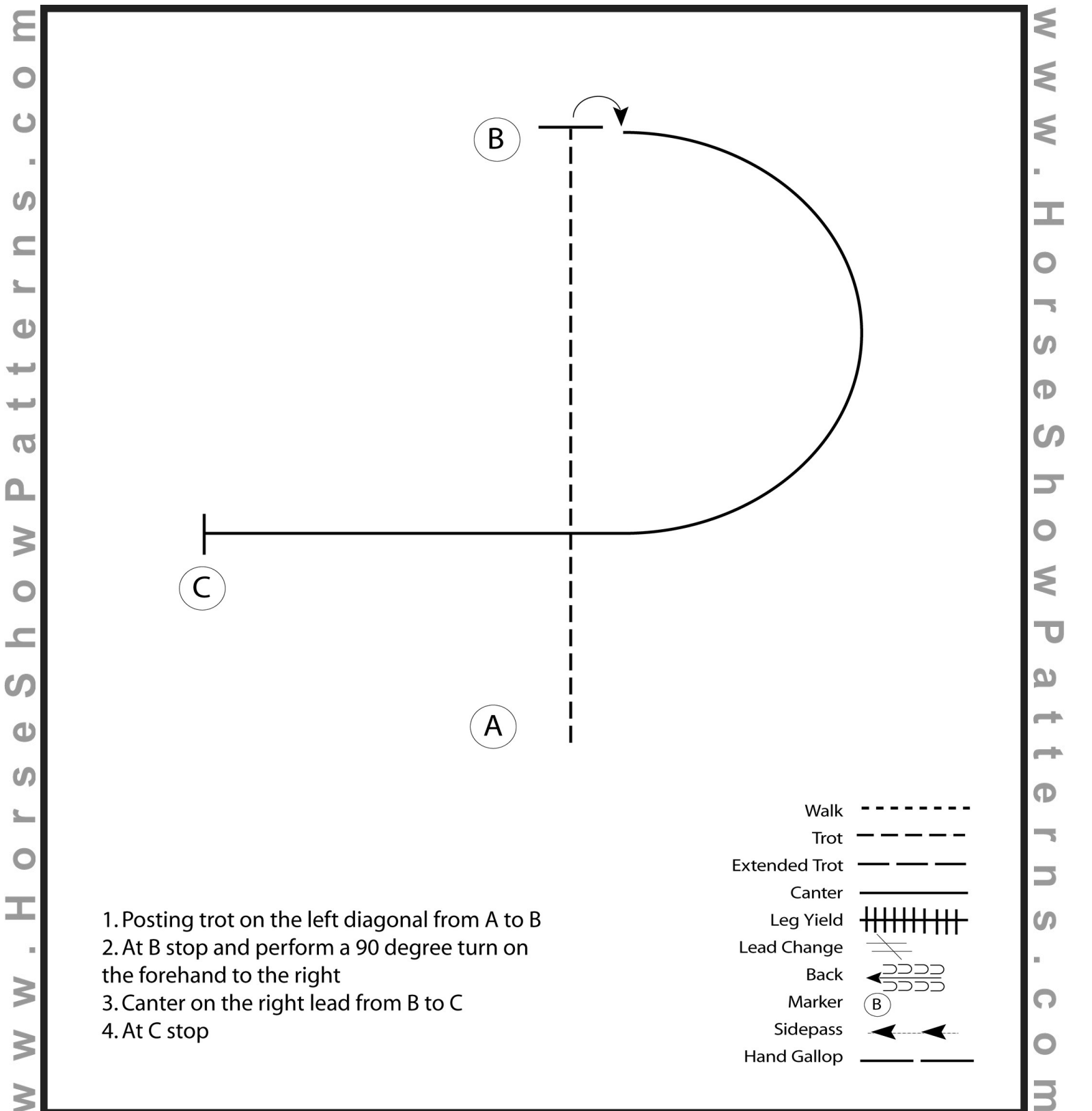
The Judaes

R&J Arena Quarter Horse Shows

Hunt Seat Equitation, Level 1 and Rookie (Youth and Amateur)

33 - 34 - 34 - 35 - 36

Show Date: April 26-27, 2025



[HSE/1-28]

Pattern Provided by:

The Judaes

R&J Arena Quarter Horse Shows

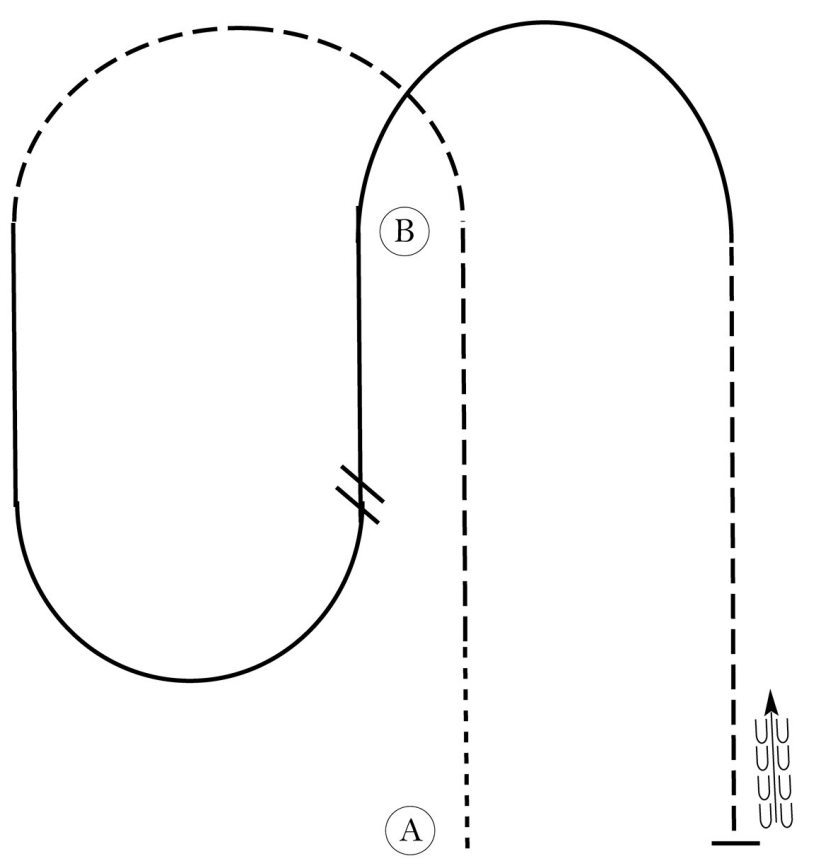
Hunt Seat Equitation (Select, Amateur and Youth)

37 - 38 - 39

Show Date: April 26-27, 2025

www.HorseShowPatterns.com

www.HorseShowPatterns.com



Be ready at A.

1. Walk two horse lengths from A.
2. Sitting trot to B.
3. Posting trot a half circle on the right diagonal until even with B.
4. Canter a straight line and then a half circle on the left lead until halfway between A and B.
5. Perform a simple lead change.
6. Canter on the right lead to B and then in a half circle until even with B.
7. Posting trot on the left diagonal until even with A.
8. Stop and back approximately one horse length.

Follow the instructions of your ring steward.

Walk	-----
Trot	- - - - -
Extended Trot	— — — — —
Canter	—————
Leg Yield	
Lead Change	///
Back	←←←←←
Marker	(B)
Sidepass	← - - - - ←
Hand Gallop	—————

[HSE/1-58]

Pattern Provided by:

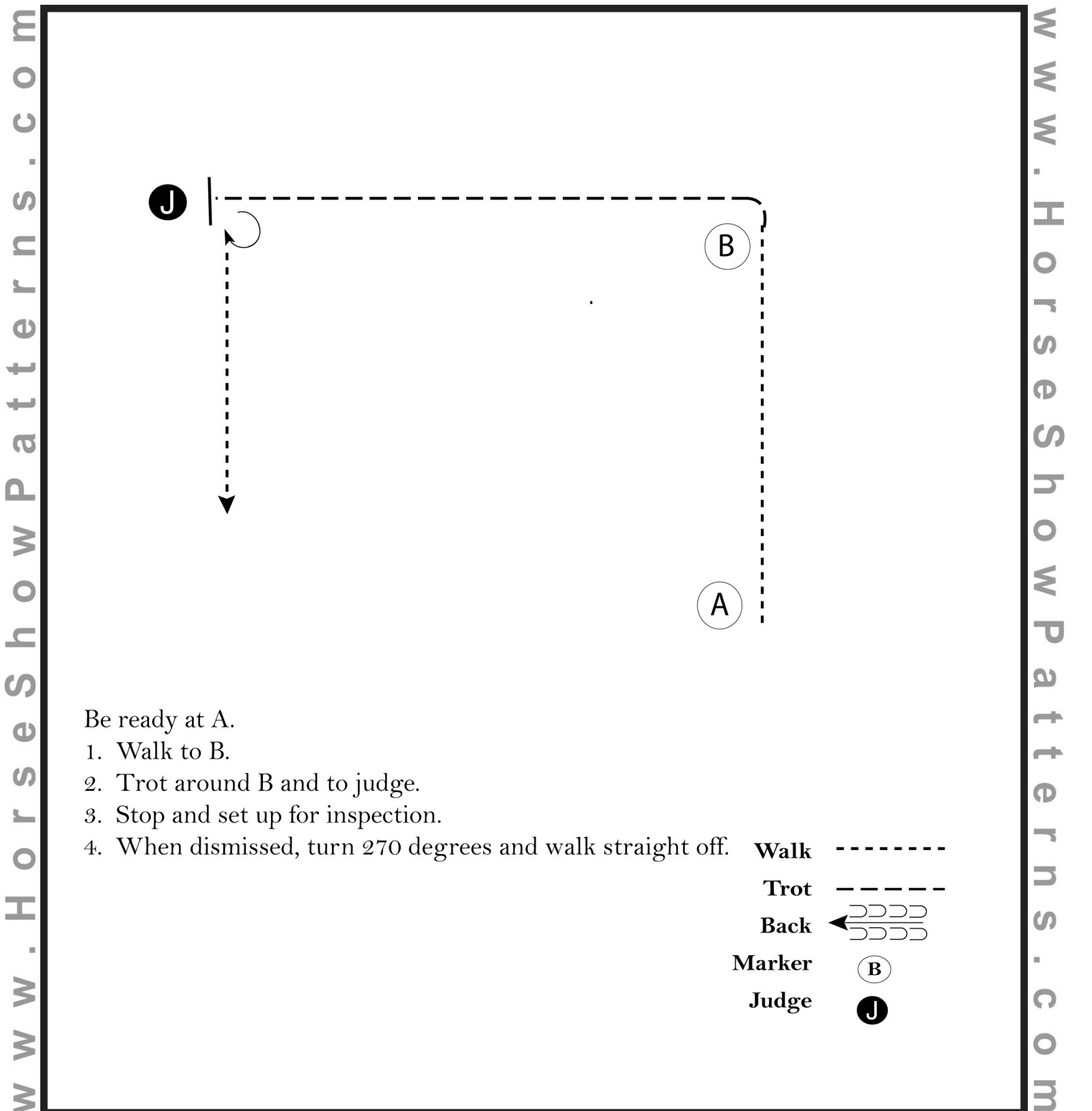
The Judaes

R&J Arena Quarter Horse Shows

80

Showmanship (Small Fry)

Show Date: April 26-27, 2025



[S/WT-23]

Pattern Provided by:

The Judaes

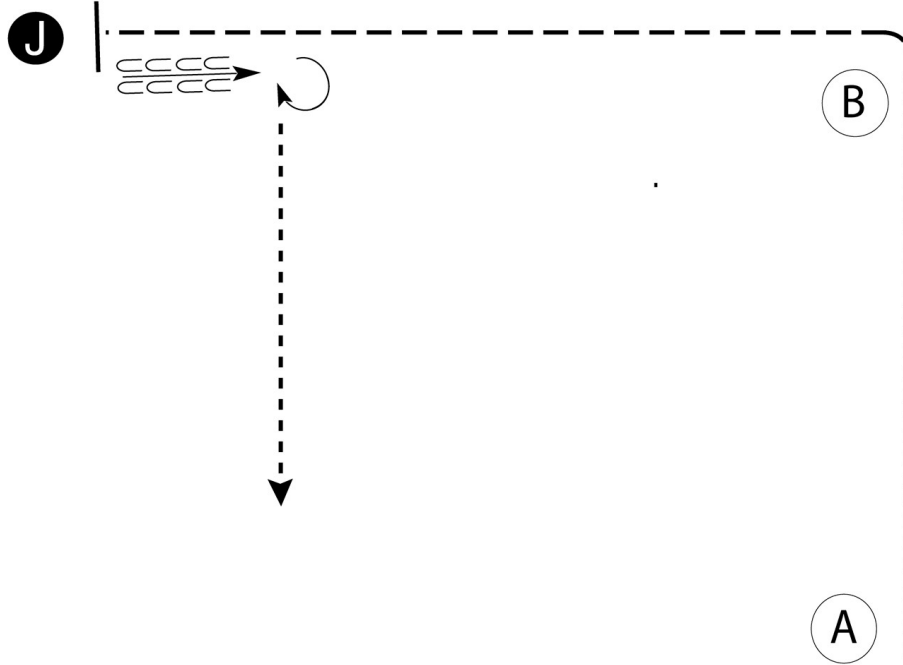
R&J Arena Quarter Horse Shows

Showmanship, Level 1 and Rookie (Youth and Amateur)

Show Date: April 26-27, 2025


w w w . H o r s e S h o w P a t t e r n s . c o m

w w w . H o r s e S h o w P a t t e r n s . c o m



Be ready at A.

1. Walk to B.
2. Trot around B and to judge.
3. Stop and set up for inspection.
4. When dismissed, back one horse length.
5. Turn 270 degrees and walk straight off.

Walk - - - - -
Trot - - - - -
Back ← 
Marker (B)
Judge (J)

Pattern Provided by:

The Judaes

R&J Arena Quarter Horse Shows

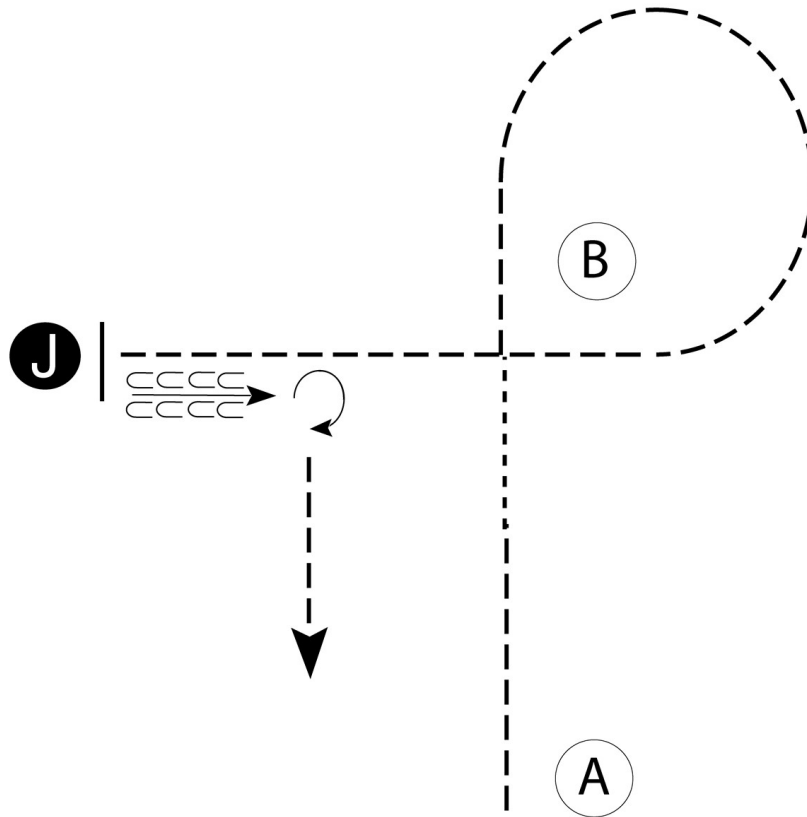
85 - 86 - 87

Showmanship (Select, Amateur and Youth)

Show Date: April 26-27, 2025

w w w . H o r s e S h o w P a t t e r n s . c o m

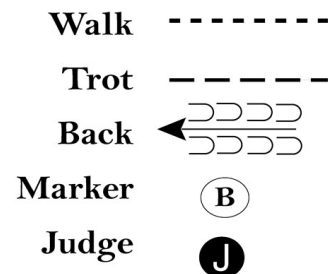
w w w . H o r s e S h o w P a t t e r n s . c o m



Be ready at A.

1. Trot halfway to B.
2. Walk two horse lengths.
3. Trot to and around B as shown.
4. Trot to the judge. Stop and set up for inspection.
5. When dismissed, back approximately 2 horse lengths.
6. Perform a 270 degree turn and trot straight away.

Follow the instructions of your ring steward.



[S/1-78]

Pattern Provided by:

The Judaes

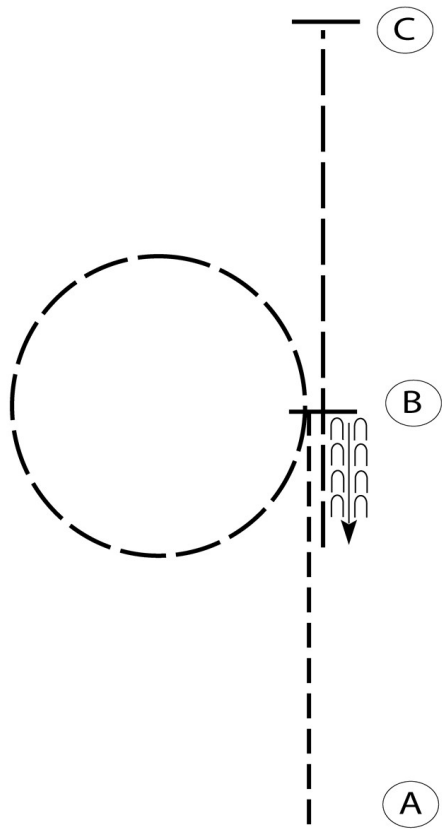
R&J Arena Quarter Horse Shows

Walk-Trot Western Horsemanship (Small Fry and W/T)

Show Date: April 26-27, 2025

www.HorseShowPatterns.com

www.HorseShowPatterns.com



Be ready at A.

1. Jog from A to B.
2. Extend the jog in a circle to the left.
3. Stop at B.
4. Back one horse length at B.
5. Jog to C.
6. Stop at C.

Follow the instructions of your ring steward.

Walk	-----
Jog	-----
Extended Jog	-----
Lope	_____
Leg Yield	
Lead Change	—/—
Back	← u u u u
Marker	⊙ B
Sidepass	←-----→

[WH/WT-18]

Pattern Provided by:

The Judaes

R&J Arena Quarter Horse Shows

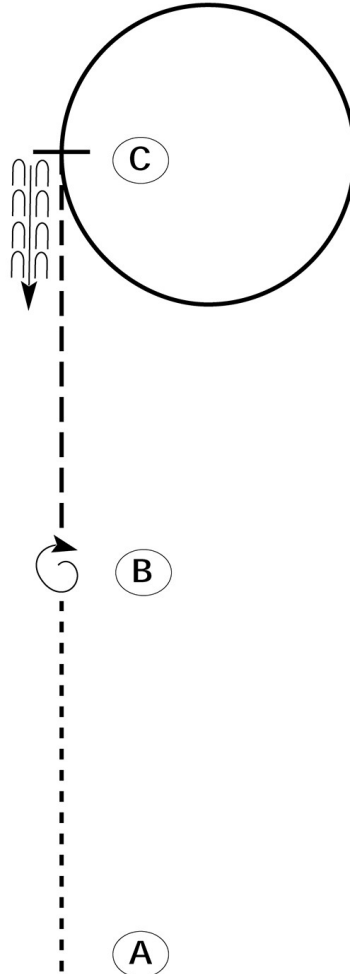
Horsemanship Level 1 and Rookie (Youth and Amateur)

106 - 107 - 108 - 109

Show Date: April 26-27, 2025

w w w . H o r s e S h o w P a t t e r n s . c o m

w w w . H o r s e S h o w P a t t e r n s . c o m



Be ready at A.

1. Walk from A to B.
2. Stop at B and perform a 360 degree turn to the right.
3. Jog to C.
4. Even with C, lope a circle to the right on the right lead.
5. Stop at C and back one horse length.

Follow the instructions of your ring steward.

Walk	-----
Jog	- - - - -
Extended Jog	- - - - -
Lope	—————
Leg Yield	
Lead Change	— / —
Back	← ← ← ← ←
Marker	⊙ B
Sidepass	← ← ← ← ←

[WH/1-47]

Pattern Provided by:

The Judaes

R&J Arena Quarter Horse Shows

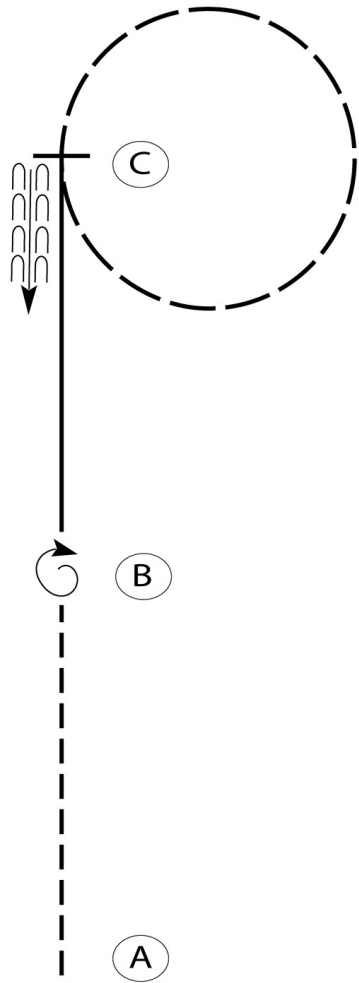
Western Horsemanship (Youth, Amateur and Select)

110 - 111 - 112

Show Date: April 26-27, 2025

w w w . H o r s e S h o w P a t t e r n s . c o m

w w w . H o r s e S h o w P a t t e r n s . c o m



Be ready at A.

1. Jog from A to B.
2. Stop at B and perform a 360 degree turn to the right.
3. Lope on the right lead to C.
4. Even with C, break to an extended jog and circle to the right.
5. Stop at C and back one horse length

Retire to the rail or line up at a jog.

Walk	-----
Jog	- - - - -
Extended Jog	- - - - -
Lope	—————
Leg Yield	
Lead Change	— / —
Back	← ← ← ← ←
Marker	⊙ B
Sidepass	← — — — — →

[WH/2-20]

Pattern Provided by:

The Judaes

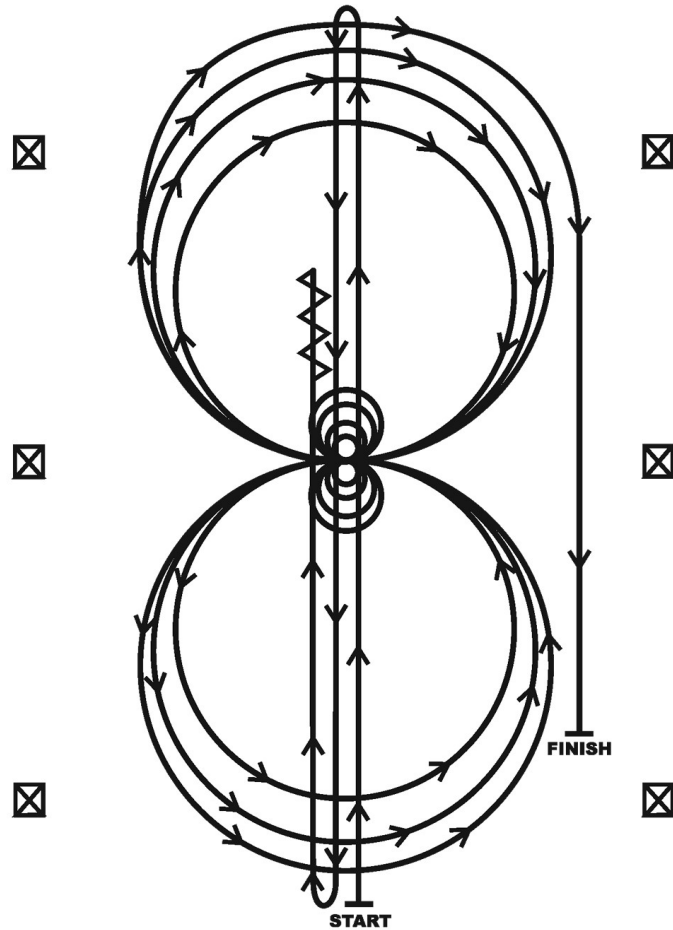
R&J Arena Quarter Horse Shows

Reining (All Youth, Amateur and Open)

113 - 114 - 115 - 116

Show Date: April 26-27, 2025

REINING PATTERN 7



1. Run at speed to the far end of the arena past the end marker and do a left rollback—no hesitation.
2. Run to the opposite end of the arena past the end marker and do a right rollback—no hesitation.
3. Run past the center marker and do a sliding stop. Back up to the center of the arena or at least ten feet (three meters). Hesitate.
4. Complete four spins to the right. Hesitate.
5. Complete four and one-quarter spins to the left so that horse is facing left wall or fence. Hesitate.
6. Beginning on the right lead, complete three circles to the right: the first two circles large fast; the third circle small and slow. Change leads at the center of the arena.
7. Complete three circles to the left: the first two circles large fast; the third circle small and slow. Change leads at the center of the arena.
8. Begin a large circle to the right but do not close this circle. Run straight down the right side of the arena past the center marker and do a sliding stop at least twenty feet (six meters) from the wall or fence. Hesitate to demonstrate completion of the pattern.

[R/AQHAP-7]

Pattern Provided by:

The Judaes

www.HorseShowPatterns.com

www.HorseShowPatterns.com